

UC San Diego

LIBRARY

Library Student Advisory Council

2023-24

Meeting Notes for:

October 17, 2023

November 14, 2023

January 16, 2024

February 20, 2024

April 16, 2024

May 21, 2024

Library Student Advisory Council Meeting Notes October 17, 2023; Geisel Library-Seuss Room

Welcome and Introductions (Skittles Round 1)

Dani Cook, Associate University Librarian for Learning and User Experience, welcomed all of the Library Student Advisory Council members to the first LSAC meeting of the 2023-2024 year. Each student introduced themselves along with the Library representatives by answering questions associated with the appropriate color of skittle that they eat.

LSAC Role, Expectations, & Impact

Dani Cook laid out the goals and expectations of students working with Library staff to provide the campus' diverse student community with the best possible library services, spaces, and collections.

- LSAC minutes are posted online and can be distributed across campus: <https://lib.ucsd.edu/lsac>
- Members may email comments and questions to lsac@ucsd.edu at any time.

Dani pointed out the impact that feedback from past LSAC members has had, including: Expanded 24/5 footprint, addition of vending machines in both library buildings, increased wireless access points, use of Dining Dollars at Audrey's cafe, increased options for charging devices, the new Calm Cave and Leisure Lounge, and furniture selection around the building.

Library News

- Have questions about how to **get started using the Library**? Check out all of the information [on this page](#), from which you can also connect with library employees or seek **research assistance**. Want to explore the library virtually to find your new favorite study spot, view the Library's **virtual tour** [here](#).
- Learn how to **connect from off campus** [here](#) in order to view many library resources outside of the Library.
- Printing in the Library is the same as printing from elsewhere on campus, with [Wēpa self-service printing](#) available throughout the Library's two facilities.
- Check out the new **Calm Cave** in Geisel Room 621. Offered as a mediation and reflection space for students, the room provides comfortable seating, a great view, a relaxing vibe, amenities like yoga mats and floor cushions, and a variety of meditation and mindfulness-related books.
- Try another new space, the **Leisure Lounge** in Geisel's 1st Floor Southwest. This space offers board games, coloring, origami, and other tools for a brief distraction from studying. Enjoy it alone or with friends. Want the room to offer something more? Let us know through the QR code survey posted in the space.

LIBRARY

- Intended to support effective work while in the Library, see the **Tech Lending [options](#)** available in the Library here.
- The Library's **De-Stress with Pups** events occur every quarter in Geisel's Classroom 1. [Learn more here](#) about these and other fun offerings or [watch this page](#) for dates. Another option for a quick de-stress break in the Library is to work on one of the three **Shared Puzzle** stations in Geisel or the one in WongAvery Library.
- The Library is again partnering with UCSD Recreation to offer all-levels **yoga on Geisel's forum** [exterior] level during Weeks 1-10. Classes are free for students, but [registration is required](#) prior to each class. Please bring your own yoga mat and a light jacket.

Scavenger Hunt

Members traversed Geisel Library to find various locations of interest that will be helpful for them in their studies. When asked if any place was particularly interesting, responses included:

- Found the physical Course Reserve location, which was a bit hidden
- Calm Cave was the loudest space on the 6th floor when I visited it
- Couldn't find the East Commons WalkStations in their prior location: Those 2 were recently decommissioned; looking to replace either one or both as soon as feasible; one still available in Geisel 1st Floor Southwest

Skittles Round 2

Members participated in another round of get-to-know-you activities where they answered a question based on the Skittle they ate.

Introduction of the Tunnel Project, Field Trip, and Activity

For this year, the main project for LSAC will be working with the Library on a redesign of Geisel's Tunnel connecting its east and west sides on the 1st floor. The goal is to have the project completed and installed by the end of the academic year. Overall seating in the area must stay the same or increase (~40). Members may consider lighting, walls, and furniture. Construction, electrical work, and other infrastructure are out of scope.

Members traveled to the tunnel to look at the space, then completed a survey on different seating possibilities. Member comments included:

- Group seating vs. individual seating
- Current feel is more cozy, quiet study
 - More individual study, in the midst of small group study
- Lighting: Looking for ways to provide brightness; would appreciate individually-controlled lighting; white light vs yellow light
- Wallpaper/paint as a tool to brighten it up
- Carpet color does not currently help the brightness, but carpet helps absorb noise

The Library

University of California, San Diego ○ 9500 Gilman Drive # 0175G ○ La Jolla, California 92093-0175

Tel: (858) 534-3060 ○ Fax: (858) 534-6193 ○ library.ucsd.edu

LIBRARY

- Consider light hues to brighten the space
- Upkeep and cleanliness should be considered, including for furniture

The Geisel Tunnel project team met 10/18/2023 and agreed that, due to our project timeline, we will seek additional input from college councils and other communities after the November LSAC meeting. We will have more specific drawings for those groups to react to, and look forward to engaging a broader representation of students!

The next LSAC Meeting Is November 14, 2023 at 5:00 PM in Geisel's Sues Room

Library Student Advisory Committee (LSAC)

Meeting #1 - 10.17.2023

Agenda

- Welcome and introductions (Skittles Round 1)
- LSAC role + expectations
- Scavenger hunt
- Skittles Round 2
- Introduction of tunnel project, field trip, and activity
- Skittles Round 3
- I Like/I Wish/What If?

Introductions

- Name
- Pronouns
- College/Major
- Pick a Skittle!

The Role of LSAC

The Library Student Advisory Council (LSAC) is a group of UC San Diego students and Library staff working together to provide the campus' diverse student community with the best possible library spaces, services, and collections.

LSAC Impact

- Expanded 24/5 footprint
- Vending machines in both libraries
- Increased wireless access points
- Dining Dollars at Audrey's!
- Increased charger checkout options
- Outdoor furniture on Geisel's Forum level
- More therapy dogs and de-stress events
- Calm Cave and Leisure Lounge
- Furniture selections

And this year...we will work together on the Tunnel!

LSAC Expectations

- Actively participate in meetings in October, November, January, February, April, and May (meetings will be held in person, but LSAC participation may also include some supplemental, virtual or asynchronous elements)
- Convey student needs, concerns, and priorities to the Library, including advice and feedback on library policies, services, and spaces
- Share ideas and input on design and implementation of library services
- Share insights into student study, research, and Library use habits
- Communicate information about Library services and resources to the student community

Scavenger Hunt



Skittles Round 2



The Tunnel

Project Overview

- This year, LSAC will collaborate with Library staff to finalize redesign of Geisel's first-floor tunnel
- This builds on work of previous LSAC groups
- Our goal is to have the project complete by the end of this academic year
- Budget: \$200k
- Seating must stay the same or increase
- In scope: Lighting, carpet, walls, furniture
- Out of scope: Construction, electrical, infrastructure

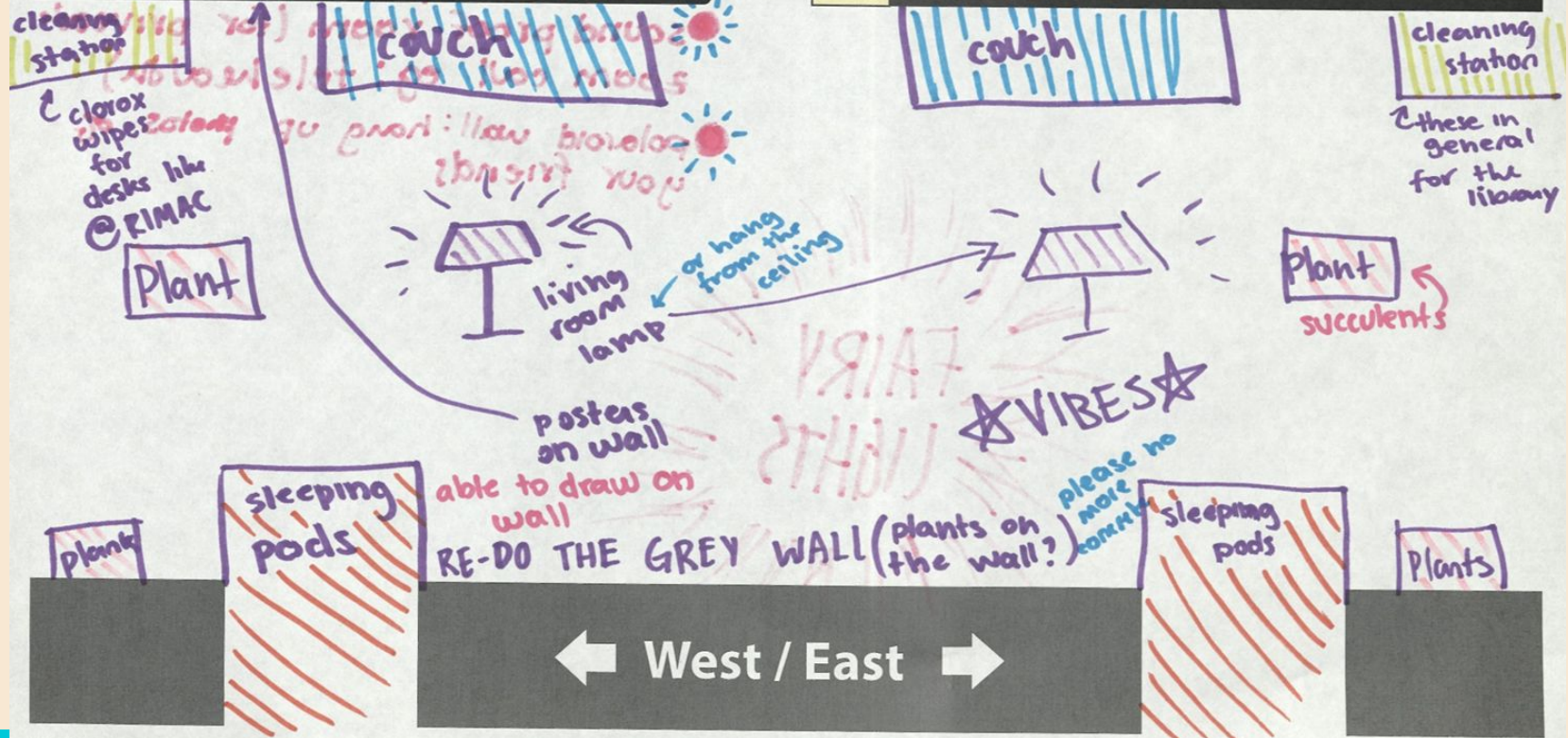
Field Trip!

Student Lounge

How would you redesign this space?

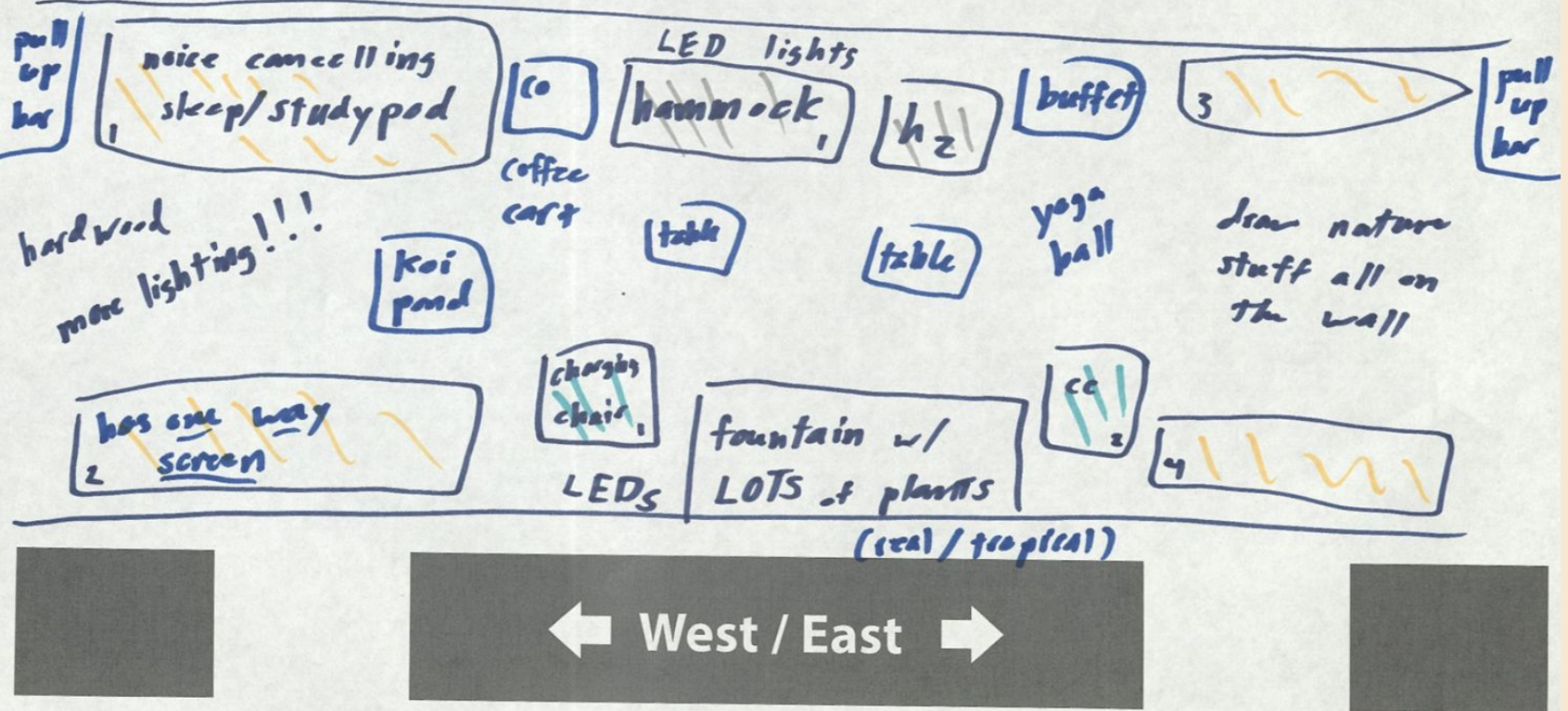


study break space
the living room =)



Student Lounge

How would you redesign this space?



Student Lounge

How would you redesign this space?




Needs individual lights for each room




These are individual study rooms. Hopefully, there are sound-proof shields around them.

A couch would be great here



Could be used for activities

And here!

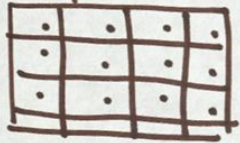


← West / East →


Student Lounge

How would you redesign this space?

lockers to keep things (pls a lot of these)



window-like TV screens that light up the place (show a diff. country every day/week)



(Snake path themed because tunnel, it should feel like its moving)

stretch areas + mats + floor tables, meditation spots

recreational reading spots

lots of plants (fake/real)



lots of plants

walkway

carpet or tiles

A white board / computer screen where students can enter their fav books & other students can find & read (think: the monitors at the entrance that show the availability of seats) (see back)

← West / East →

Student Lounge

Comfort Cave



How would you redesign this space?


- leave it dark
- create a sleeping/resting room
- coffee stations

the library has plenty of seating/studying spaces. Instead, an area where students can sleep

← the space can serve a new purpose instead of adding to existing study areas that already aren't full.

Fairy lights - make the space majestic

coffee stations! w/ amenities



there aren't any eating areas left in the library w/ construction. Limit coffee/food to this area and pay a fee for instant coffee

chairs??



posters open w/ overnight hours



speakers! playing soft 10-fi beats



TVS along the walls - a really relaxed, fun area Reading area



bean bag




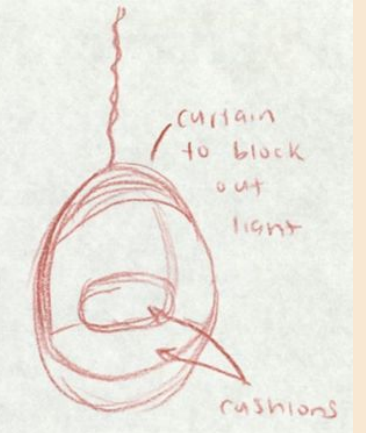


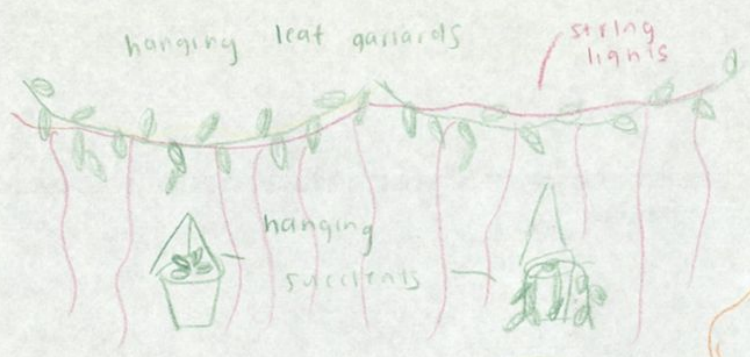
caches

egg



soft, luscious rug

COVID/quarantine kids require comfort. This would be like a nice room to unwind without leaving the library

← West / East →



sleeping pod idea
(inspired by capsule hotels)



or chalk wall/or white board
(with chalk markers provides wet erase markers)
(eases less easily)

A hand-drawn sketch of a blue chalk marker.



Furniture Options

LSAC Feedback Gathering

UC San Diego
LIBRARY



Skittles Round 3

**I Like/
I Wish/
What If**



I like ...



I wish ...



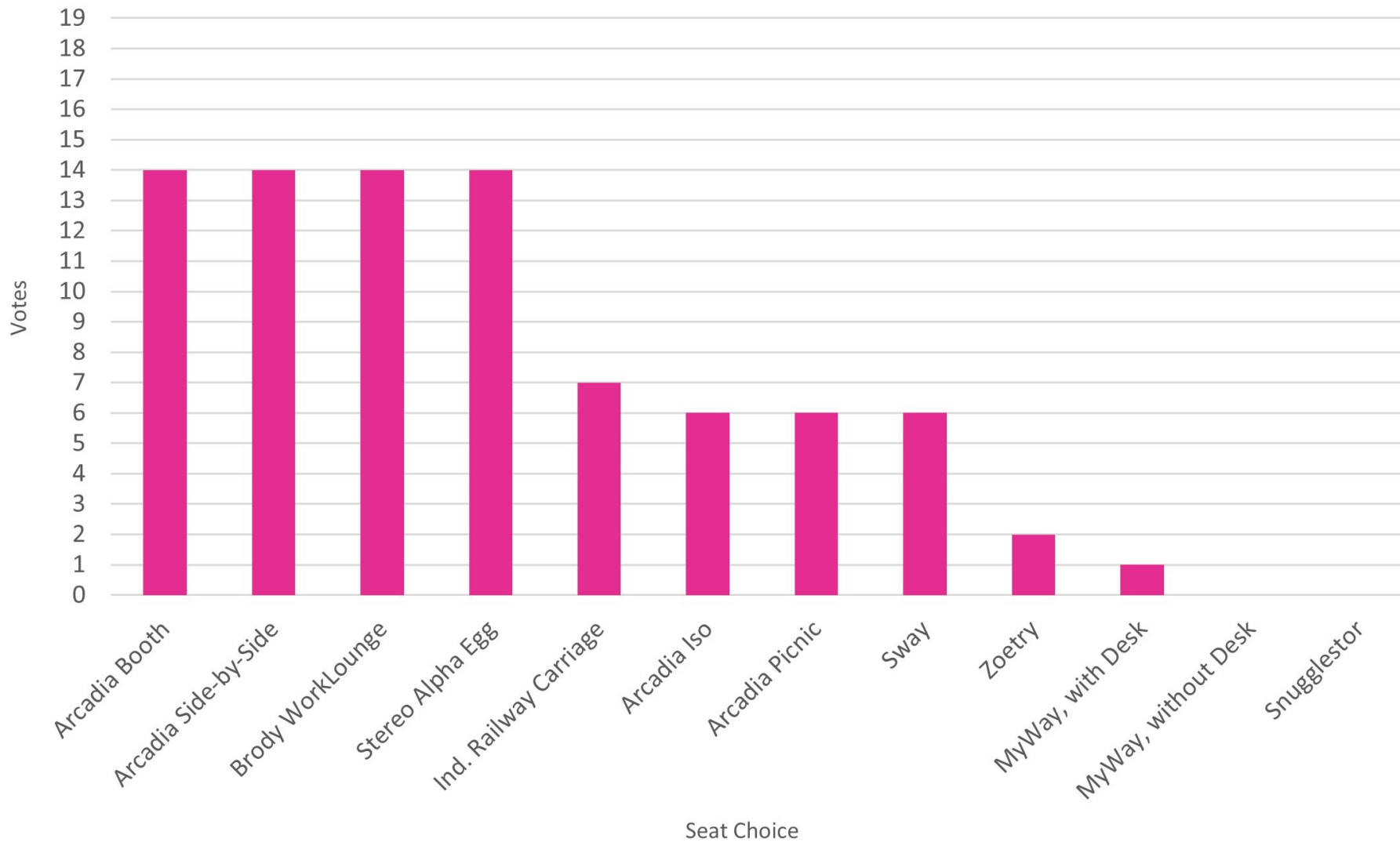
What if?



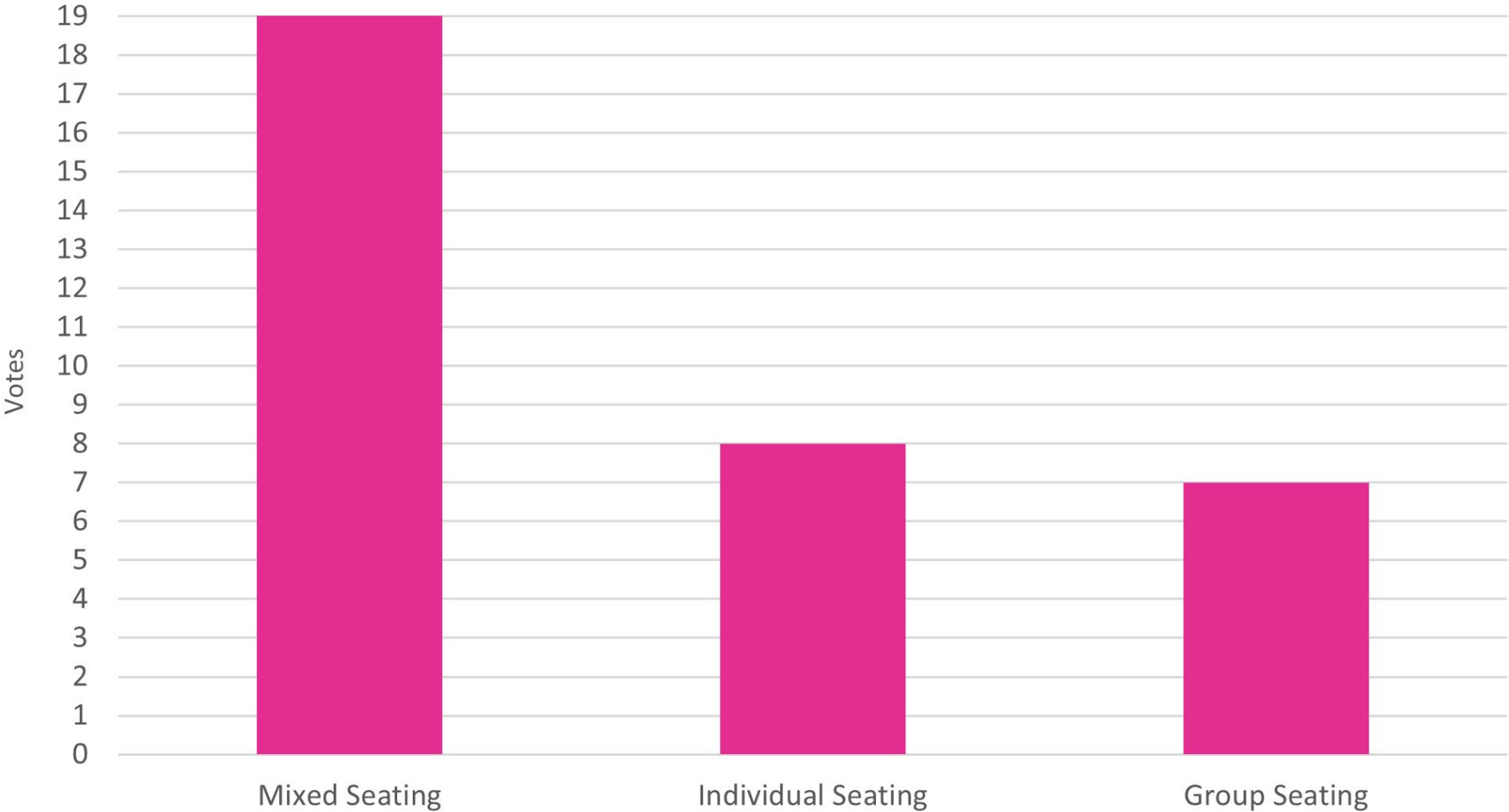
Geisel Tunnel Refresh

Seating Options Survey Results, 19 Participants

Seat Rankings



Seating Arrangement



ARCADIA BOOTH

1st (tie)

74% approval



ARCADIA SIDE-BY-SIDE

1st (tie)

74% approval



BRODY WORKLOUNGE

1st (tie)

74% approval



STEREO ALPHA EGG

1st (tie)

74% approval



IND. RAILWAY CARRIAGE

2nd

37% approval



ARCADIA ISO

3rd (tie)

32% approval



ARCADIA PICNIC

3rd (tie)

32% approval



SWAY

3rd (tie)

32% approval



ZOETRY

4th

11% approval



MYWAY, WITH DESK

5th

5% approval



MYWAY, WITHOUT DESK

6th (tie)

0% approval



SNUGGLESTOR

6th (tie)

0% approval



Library Student Advisory Council Meeting Notes November 14, 2023; Geisel Library-Meeting Room

Welcome

Dani Cook, Associate University Librarian for Learning and User Experience, welcomed all of the Library Student Advisory Council members to the second LSAC meeting of the 2023-2024 year and thanked them for attending during a busy time of the year.

Feedback on the Geisel Tunnel

After last meeting's presentation regarding furniture, Library staff developed several mockups of what the furnished tunnel might look like. These mockups were presented to the membership in a focus style like activity. Feedback includes

- Option 1
 - What do you like?
 - The variety of seating (2 person, 1 person, 4 person seating all present)
 - The lack of cluttering, ample walking space
 - The lighting, currently very dark
 - The privacy of the booths
 - The noise can be contained
 - It feels as if there are separate bubbles (group spaces & individual seating, each having their own space)
 - The seating looks comfortable/cozy
 - The tiny desk makes me focus
 - What changes would you make?
 - Would want all the seats facing the same way
 - Like the couch seating facing each other as opposed to the main walkway
 - Some seating feels restricting
 - Tables don't look ideal for spreading out/having multiple books or devices
- Option 2
 - What do you like?
 - Prefer the single chairs here, Yellow chairs in option 1 seemed restricting
 - The table space
 - Individual seating feels more spaced out, enclosed
 - Broken up more, gives more of a sense of privacy
 - More area for feet in the individual seating, because its facing the hallway
 - Seating looks more cozy and comfortable than option 1
 - What changes would you make?
 - Don't want people to really look at you, face away from the hallway
 - Individual tables look too small

- Back to back seating could cause a noise issue
- Want group tables on one side and individual one another
- Want more private booths for zoom calls
- Stretching legs could lead to tripping, tunnel is narrow
- Not a huge fan of dark seating
- Need cubby space
- Want booths to face to the sides
- First impressions of Color Palate 1
 - Teletubbies
 - Loud
 - Fisher price
 - People might like it since its dim, but it is artificially bright
 - Doesn't match the palate of the rest of Geisel
 - Reminds me of READ/WRITE/THINK/DREAM
 - Would work nice as a mural on the wall
 - More consistent theme to the Library colors
 - Disorientating
 - Don't seem to go together, like pink and green, but blue, yellow and purple don't fit
- First impressions of Color Palate 2
 - More muted
 - Fits the color scheme of Geisel
 - Not too distracting
 - Relaxed
 - Not jumping all over the place
 - Second blue is too bright
 - Balance between depressing and lively
- First impressions of Color Palate 3
 - Fine
 - Orange throws it off
 - Teletubbies light- orange ruins it
 - Soccer team colors
 - Have enough grey in the library
 - Orange isn't fitting to the tunnel
 - Tunnel is quiet and still focused- want that going forward
 - Swap orange with purple

Members voted on which color scheme they liked best

Color Palate #1 – 0

Color Palate #2 – 16

Color Palate #3 – 1

Preservation Lab Tour & Library Student Employment Presentation

The Library

University of California, San Diego ○ 9500 Gilman Drive # 0175G ○ La Jolla, California 92093-0175

Tel: (858) 534-3060 ○ Fax: (858) 534-6193 ○ library.ucsd.edu

Members were split in two groups and half were treated to a tour of the Preservation Lab by Jack Neves, Preservation Unit Manager, while the other half were given a presentation regarding Student Employment in the Library by Rachel Almodovar, Program Director for Library Employee Services. After completing each activity, the groups switched.

The Geisel Review

Members were asked to promote the [Geisel Review 2023 surveys](#) amongst their peers. Completing 3 surveys a week enters students into raffles for prizes.

I Like / I Wish / What If Activity

Members were asked to complete a [JamBoard](#) activity highlighting what they like about the UC San Diego Library, what they wish was different about the UC San Diego Library and their wildest imaginings of what the Library could be. They were asked to reflect upon the physical spaces, digital spaces, services, events, etc.

Library News

- For some pre-Thanksgiving fun, join the Library's annual [turkey calling show](#) on Wednesday, November 22 at noon in Geisel Library's Seuss Room.
- Share your thoughts with the library throughout November with **The Geisel Review** feedback fest. Complete the series of brief surveys to be entered to win one of multiple prizes.
- Enjoy [Yoga at the Library](#) on Geisel Library's Forum Level (exterior 3rd floor) on Tuesdays through Week 10 from 3-4pm. Remember to bring your own mat and register in advance for these activities that are free for students, as well as for staff with an active Recreation Activity Pass. [Learn More Here](#)
- Visit the **Calm Cave** (Geisel Library Room 621) to take a break from studying and to vote for the wallpaper you'd like added to the space to support the calming environment.
- Upcoming events at the Library:
 - **Holocaust Living History Workshop** entitled [In the Midst of Civilized Europe: The Pogroms of 1918-1921 and the Onset of the Holocaust](#) featuring Jeffrey Veidlinger (Thursday, November 16 at 5 pm in Geisel Library's Seuss Room) [Register Here](#)
 - [New Writing Series with 2020 Guggenheim Fellow Brian Teare](#) (5pm on Wednesday, November 15 in Geisel Library's Seuss Room). No registration required. [Learn More Here](#)
 - To celebrate [UC GIS Week, a Mapathon](#) will support the [Missing Maps](#) project, which asks for volunteers worldwide to map vulnerable areas before disaster or crisis strikes to reduce risk and speed recovery efforts (Wednesday, November 15 at 1pm in Geisel Library's Classroom 1). [Learn More Here](#)
- Check out these cool Library exhibits:
 - [The Art of Science](#), on view through January 15 in the Sally T. WongAvery Library Breezeway, features the winning submissions from the 2023 Art of Science contest. [Learn More Here](#)

The Library

University of California, San Diego ○ 9500 Gilman Drive # 0175G ○ La Jolla, California 92093-0175

Tel: (858) 534-3060 ○ Fax: (858) 534-6193 ○ library.ucsd.edu

- [Ravens @ The Nest](#), on view through January 8 in The Nest at Geisel Library (2nd Floor), celebrates the pairs of ravens that nest in the eaves of the iconic Geisel Library. [Learn More Here](#)
- [Mundanity of North Korea](#), on view through January 31 in Geisel Library (2nd Floor West), marks the 70th anniversary of the Korean War armistice. [Learn More Here](#)
- [Shouts from the Walls, Cries from the Classroom: Posters and Drawings of the Spanish Civil War](#), on view through December 17 in Geisel Library (2nd Floor), features posters produced during this 1936-1939 conflict. [Learn More Here](#)

The next LSAC Meeting Is January 16, 2024 at 5:00 PM in Suess Room of Geisel Library

Library Student Advisory Committee (LSAC)

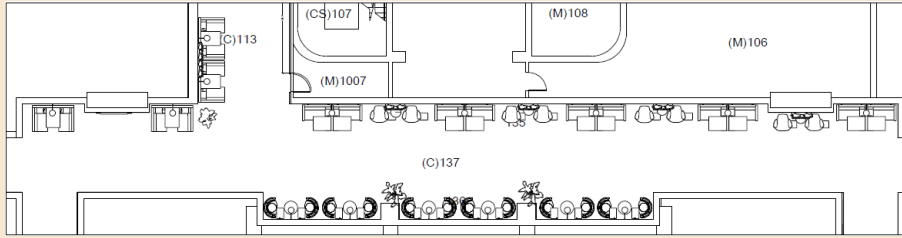
Meeting #2 - 11.14.2023

Agenda

- Welcome
- Tunnel feedback session (Roxy, 30 minutes)
- Preservation tour (Jack, 30 minutes)
- Working in the Library (Rachel, 30 minutes)

Online: [I Like/I Wish/What If](#)

Tunnel Re-Design Option 1



Option 1
Photo A



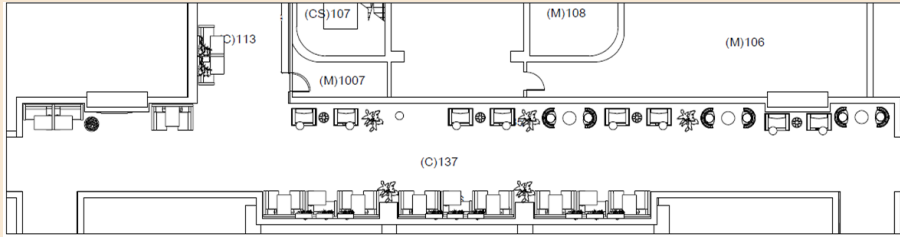
Option 1
Photo B



Option 1
Photo C



Tunnel Re-Design Option 2



Option 2
Photo A



Option 2
Photo B



Option 2
Photo C






Color Palette 1



Color Palette 2



Color Palette 3

Keep the Conversation Going

Add more insights and thoughts to our [Jamboard](#)